



Fire Chief.....	Leonardo Garcia
Battalion Chief	Ron Shaffer
Battalion Chief	Kenneth Powell
Battalion Chief	John Haag
Fire Marshal	Chris Coughlin
Training Safety Officer	Greg Weisbarth

Functional Organizational Chart

Administration

- Directs all fire prevention, firefighting and emergency service activities
- Plans fire protection/emergency services
- Prepares and administers operating and capital budgets
- Records management administration
- Prepares reports
- Develops policies and procedures
- Labor relations
- Conducts hiring and promoting within the department
- Represents department to public groups and citizens
- Maintains contact with other organizations that provide emergency services
- Coordinates new technologies

Suppression Division

- Provides fire extinguishment, medical first responder response, emergency response, hazardous material technician level response
- Conducts fire prevention inspections and fire safety education
- Responds to calls for service
- Maintains facilities, apparatus and equipment
- Performs and receives training

Prevention Division

- Enforces fire prevention ordinances and codes
- Administers fire safety education programs
- Administers fire inspection programs
- Conducts fire investigations
- Conducts high-hazard class inspections

- Conducts plan review
- Processes special event permits
- Investigates complaints
- Processes Freedom Of Information Act (FOIA) requests
- Oversees the annual Fire Prevention Week Open House

Maintenance Division

- Prepares and administers annual maintenance budget
- Directs the maintenance of all fire apparatus and vehicles
- Maintains radio communication equipment
- Maintains 13 emergency warning sirens
- Maintains facilities and fire equipment

Training Safety Division

- Administers all department training programs
- Administers department's occupational safety and health programs
- Coordinates joint training with other organizations that provide emergency services
- Represents the department on various committees with other agencies and City departments
- Maintains all training records and required certifications
- Prepares and administers annual training budget
- Investigates department accidents
- Responds to major emergency incidents to ensure safety
- Develops and prepares training objectives, course outlines, lesson plans, materials and tests

Department at a Glance

Funding Level Summary	2005-06 Actual	2006-07 Actual	Adjusted 2007-08 Budget	Estimated 2007-08 Budget	Adopted 2008-09 Budget	% of Change
Administration	\$ 188,133	\$ 263,239	\$ 303,604	\$ 306,437	\$ 345,813	12.8%
Fire Fighting	4,494,303	4,700,722	4,834,823	4,940,437	5,804,695	17.5%
Prevention	110,796	114,184	115,273	123,369	134,728	9.2%
Maintenance	68,402	88,071	94,691	94,691	59,607	-37.1%
Training	133,857	121,755	114,305	116,160	177,071	52.4%
Emergency Services	7,871	9,580	10,867	10,867	12,537	15.4%
Total Department	\$ 5,003,362	\$ 5,297,551	\$ 5,473,563	\$ 5,591,961	\$ 6,534,451	16.9%
Personal Services	\$ 4,151,339	\$ 4,274,547	\$ 4,470,931	\$ 4,588,282	\$ 5,638,472	22.9%
Supplies	143,569	158,838	153,713	155,138	105,380	-32.1%
Other Services/Charges	581,548	771,783	801,342	800,963	755,599	-5.7%
Capital Outlay	126,906	92,383	47,577	47,578	35,000	-26.4%
Total Department	\$ 5,003,362	\$ 5,297,551	\$ 5,473,563	\$ 5,591,961	\$ 6,534,451	16.9%

Personnel Summary

Full-Time	46	46	46	46	46
Part-Time	-	-	-	-	-
Total Department	46	46	46	46	46

Service Statement

The Midland Fire Department is a career fire department consisting of dedicated professional firefighters to protect and preserve the lives and property of the citizens of Midland from fire and to assist them in emergency situations. The department accomplishes these tasks with a complement of 46 personnel in five divisions: Administration, Suppression, Training, Fire Prevention and Maintenance.

The Administration Division directs and administers all department operations and personnel including strategic planning, budgeting, financial management, records management, reports, communications, policy development, labor relations and technologies. This division consists of the Fire Chief supported by an Office Assistant.

The Fire Fighting Division is responsible for the prevention and extinguishment of fires and to be ready to respond to any emergency whether natural or technological in nature. This is accomplished through three fire stations, strategically located throughout the City, operated by 42 full-time firefighters divided into three platoons, each with a complement of 14 personnel who work a 24-hour shift. The Fire Fighting Division responds to fires, rescue calls, medical calls, hazardous conditions, service calls, false alarms and other calls otherwise not classified. This division is responsible for conducting commercial business inspections, fire safety education, special event standby services, station tours, public assistance, small equipment maintenance and facilities maintenance.

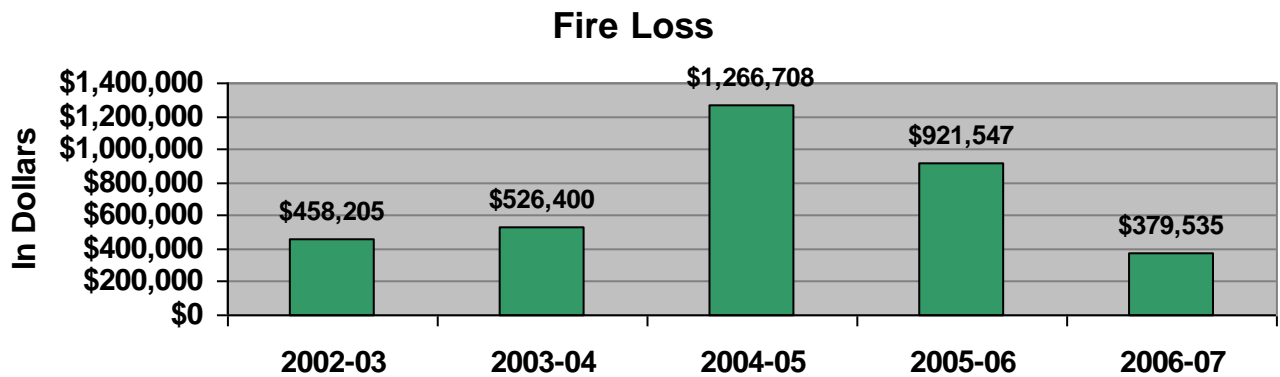
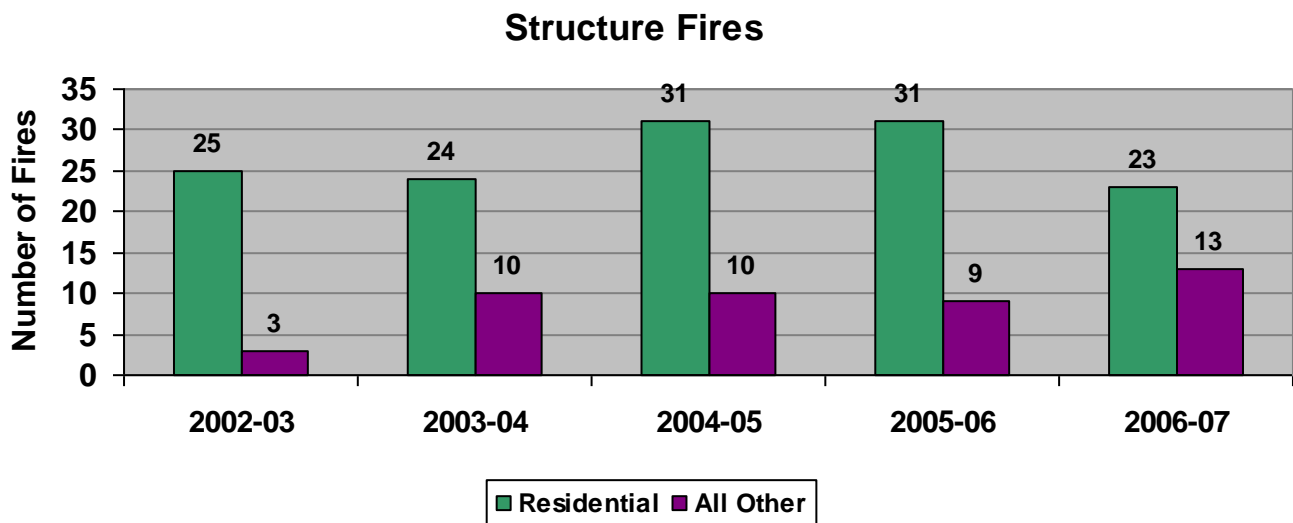
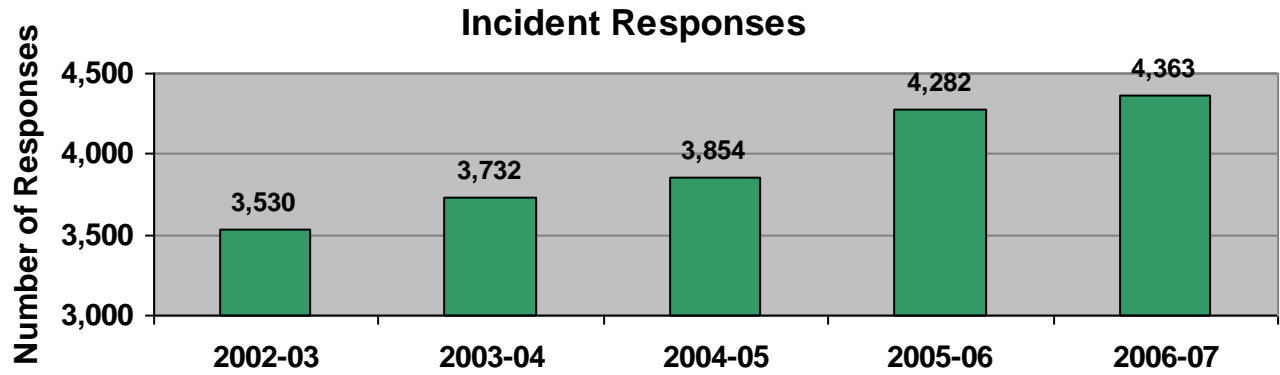
The Training Division is responsible for the management, development and implementation of the department's training programs. In addition, this division administers the department's occupational safety and health programs to enhance operations and prevent accidents. The division consists of one member, assigned as the Training/Safety Officer. The services also include budget preparation, personnel management, public relations, organizational goal setting, training objectives, ensuring compliance with State of Michigan certification requirements and laws regulating Firefighter occupational safety and health, accident investigation, fire ground safety and educational programs for other City departments and the general public.

The Fire Prevention Division, through the Fire Chief, is responsible for enforcement of the City's fire prevention ordinances and codes. The division consists of one Fire Marshal whose duties are fire code enforcement, fire investigation, fire inspections and fire safety education. Code enforcement is accomplished through site plan review, plan review, on-site inspections which include inspection and testing of fire protection systems including fire suppression, fire detection, alarms and hazardous material storage. The division works closely with the Building, Planning, Engineering and Water Department personnel during the construction of new buildings.

The division is responsible for fire investigations to determine cause and origin, administration of the department's public fire safety education programs including the Annual Open House, Fire Company Inspection Program, special event permits and processing Freedom Of Information Act (FOIA) requests.

The Maintenance Division is managed by three Battalion Chiefs whose responsibilities include budgeting, financial management and maintenance of three specific areas: Shift A Battalion Chief's duties are to maintain all department equipment; Shift B Battalion Chief's duties are to maintain all fire apparatus, vehicles, radio communications and emergency sirens; Shift C Battalion Chief's duties are to maintain all fire station facilities and stationary equipment.

Key Departmental Trends

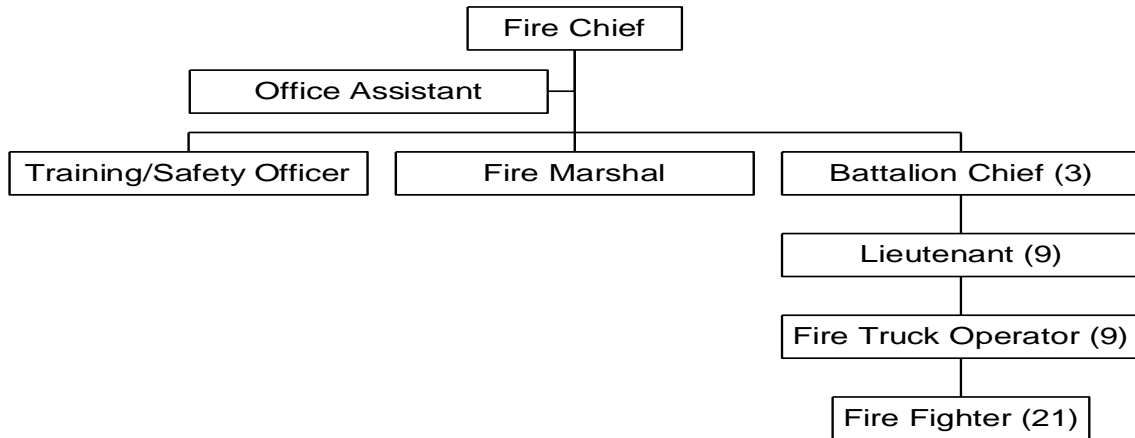


Performance Objectives

Performance Indicators (OUTPUT)	2005-2006 Fiscal Year	2006-2007 Fiscal Year	% Change
Total Fire Department Response	4282	4363	2%
All Fires	91	81	-11%
Medical Response	2683	2944	10%
Other (Emergency) Responses	1508	1338	-11%
Structure Fires	40	36	-10%
Property Endangered	\$32,162,588	\$41,805,052	30%
Fire Loss	\$921,547	\$379,535	-59%
Number of Fire Related Civilian Injuries	2	4	100%
Number of Fire Related Civilian Deaths	1	0	-100%
Number of Incident Related Firefighter Injuries	0	0	0%
Total Firefighter Training Hours	8852	8538	-4%
Total Inspections Performed	855	841	-2%
Violations Issued	456	438	-4%
Violations Cleared	337	249	-26%
Total Plans Reviewed	130	128	-2%
Total Permits Issued	86	70	-19%
Public Education Programs (will be recorded for future use)			
Total Public Education Attendance (will be recorded for future use)			

Performance Indicators (EFFICIENCY)	2005-2006 Fiscal Year	2006-07 Fiscal Year	% Change
Property Loss Per Capita	\$22.18	\$9.13	-59%
Department Cost Per Capita	\$120.23	\$127.26	6%
Department Cost as % of General Fund	14%	14%	0%

Organizational Chart



Staff Summary	Approved 2006-07	Approved 2007-08	Approved 2008-09
Fire Chief	1	1	1
Fire Marshal	1	1	1
Training Safety Officer	1	1	1
Battalion Chief	3	3	3
Lieutenant	9	9	9
Fire Truck Operator	9	9	9
Firefighter	21	21	21
Office Assistant	1	1	1

Summary of Budget Changes

Significant Notes – 2008-09 Budget Compared to 2007-08 Budget

Major budget increase in Retire Health Contribution = \$952,403. Funds were previously located in the General Fund budget under Fringe Benefits Prefunded Retiree Health Contribution, but were transferred to the Fire Department budget line item Retire Health Contribution.

5-Year Operating Budget History

