



Fire Chief.....	Leonardo Garcia
Battalion Chief	Ron Shaffer
Battalion Chief	Kenneth Powell
Battalion Chief	Charles Powell
Fire Marshal	Chris Coughlin
Training Safety Officer	Greg Weisbarth

Service Statement

The Midland Fire Department is a career fire department consisting of dedicated professional firefighters to protect and preserve the lives and property of the citizens of Midland from fire and to assist them in emergency situations. The department accomplishes these tasks with a complement of 46 personnel in five divisions: Administration, Suppression, Training, Fire Prevention and Maintenance.

The Administration Division directs and administers all department operations and personnel including strategic planning, budgeting, financial management, records management, reports, communications, policy development, labor relations and technologies. This division consists of the Fire Chief supported by a Technical Secretary.

The Fire Fighting Division is responsible for the prevention and extinguishment of fires and to be ready to respond to any emergency whether natural or technological in nature. This is accomplished through three fire stations, strategically located throughout the city, operated by 42 full-time firefighters divided into three platoons, each with a complement of 14 personnel who work a 24-hour shift. The Fire Fighting Division responds to fires, rescue calls, medical calls, hazardous conditions, service calls, false alarms and other calls otherwise not classified. This division is responsible for conducting commercial business inspections, fire safety education, special event standby services, station tours, public assistance, small equipment maintenance and facilities maintenance.

The Training Division is responsible for the management, development and implementation of the department's training programs. In addition, this division administers the department's occupational safety and health programs to enhance operations and prevent accidents. The division consists of one member who is assigned as the Training/Safety Officer. The services also include budget preparation, personnel management, public relations, organizational goal setting, training objectives, ensuring compliance with State of Michigan certification requirements and laws regulating Firefighter occupational safety and health, accident investigation, fire ground safety and educational programs for other City departments and the general public.

The Fire Prevention Division, through the Fire Chief, is responsible for enforcement of the City's fire prevention ordinances and codes. The division consists of one Fire Marshal whose duties are fire code enforcement, fire investigation, fire inspections and fire safety education. Code enforcement is accomplished through site plan review, plan review and on-site inspections, which include inspection and testing of fire protection systems including fire suppression, fire detection, alarms and hazardous material storage. The division works closely with Building, Planning, Engineering and Water department personnel during the construction of new buildings.

The division is responsible for fire investigations to determine cause and origin, administration of the department's public fire safety education programs including the Annual Open House, Fire Company Inspection Program, special event permits and processing Freedom of Information Act (FOIA) requests.

The Maintenance Division is managed by three Battalion Chiefs whose responsibilities include budgeting, financial management and maintenance of three specific areas: Shift A Battalion Chief's duties are to maintain all department equipment; Shift B Battalion Chief's duties are to maintain all fire apparatus, vehicles, radio communications and emergency sirens; Shift C Battalion Chief's duties are to maintain all fire station facilities and stationary equipment.

Functions

Administration

- Directs all fire prevention, firefighting and emergency service activities
- Plans fire protection/emergency services
- Prepares and administers operating and capital budgets
- Records management administration
- Prepares reports
- Develops policies and procedures
- Labor relations
- Conducts hiring and promoting within the department
- Represents department to public groups and citizens
- Maintains contact with other organizations that provide emergency services
- Coordinates new technologies

Suppression Division

- Provides fire extinguishment, medical first responder response, emergency response and hazardous material technician level response
- Conducts fire prevention inspections and fire safety education
- Responds to calls for service
- Maintains facilities, apparatus and equipment
- Performs and receives training

Prevention Division

- Enforces fire prevention ordinances and codes
- Administers fire safety education programs
- Administers fire inspection programs
- Conducts fire investigations
- Conducts high-hazard class inspections
- Conducts plan review
- Processes special event permits
- Investigates complaints
- Processes Freedom of Information Act (FOIA) requests
- Oversees the annual Fire Prevention Week Open House

Maintenance Division

- Prepares and administers annual maintenance budget
- Directs the maintenance of all fire apparatus and vehicles
- Maintains radio communication equipment
- Maintains 13 emergency warning sirens
- Maintains facilities and fire equipment

Training Safety Division

- Administers all department training programs
- Administers department's occupational safety and health programs
- Coordinates joint training with other organizations that provide emergency services
- Represents the department on various committees with other agencies and City departments
- Maintains all training records and required certifications
- Prepares and administers annual training budget
- Investigates department accidents
- Responds to major emergency incidents to ensure safety
- Develops and prepares training objectives, course outlines, lesson plans, materials and tests

Department at a Glance

Funding Level Summary	2007-08 Actual	2008-09 Actual	Adjusted 2009-10 Budget	Estimated 2009-10 Budget	Adopted 2010-11 Budget	% of Change
Administration	\$ 292,926	\$ 347,867	\$ 343,582	\$ 337,436	\$ 354,574	5.1%
Fire Fighting	4,906,842	5,749,794	5,921,220	5,847,713	6,210,967	6.2%
Prevention	126,487	139,765	139,354	138,581	145,812	5.2%
Maintenance	86,223	50,776	56,333	56,533	62,114	9.9%
Training	114,344	173,610	199,021	192,945	200,329	3.8%
Emergency Services	10,482	6,690	15,655	16,299	16,137	-1.0%
Total Department	\$ 5,537,304	\$ 6,468,502	\$ 6,675,165	\$ 6,589,507	\$ 6,989,933	6.1%
Personal Services	\$ 4,567,431	\$ 5,587,249	\$ 5,757,965	\$ 5,689,501	\$ 6,080,545	6.9%
Supplies	152,585	93,787	104,401	104,479	108,559	3.9%
Other Services/Charges	776,400	738,718	747,088	741,703	755,829	1.9%
Capital Outlay	40,888	48,748	65,711	53,824	45,000	-16.4%
Total Department	\$ 5,537,304	\$ 6,468,502	\$ 6,675,165	\$ 6,589,507	\$ 6,989,933	6.1%

Personnel Summary

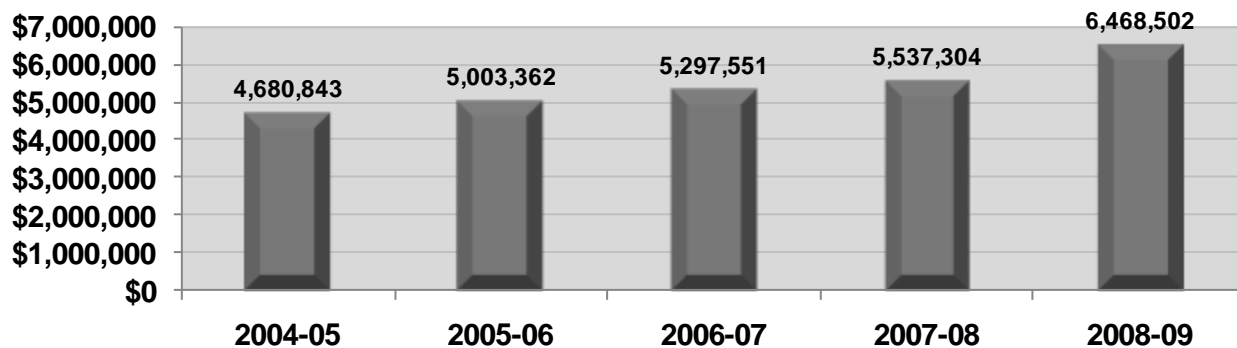
Full-Time	46	46	46	46	46
Regular Part-Time	-	-	-	-	-
Total Department	46	46	46	46	46

Summary of Budget Changes

Significant Notes – 2010-11 Budget Compared to 2009-10 Budget

There was a 3% increase in the fire fighting personal services account that was required contractually.

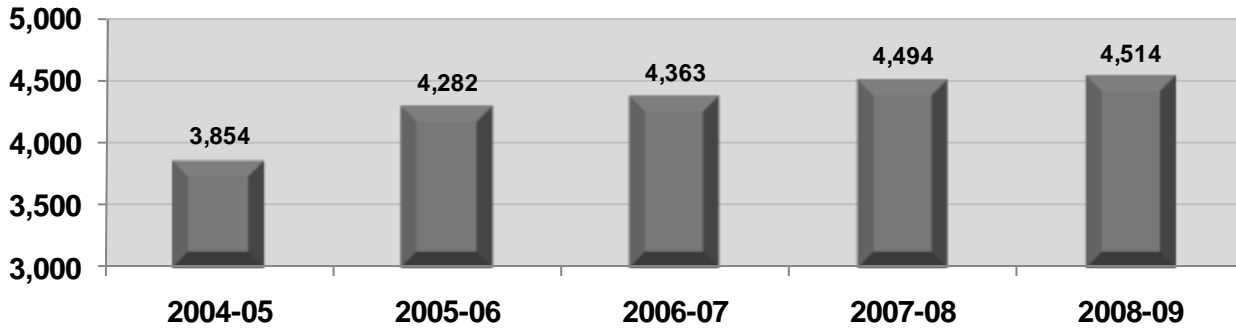
5-Year Operating Budget History



Major budget increase in FY 2008-09 budget. Funds previously located in the General Fund budget under Fringe Benefits Prefunded Retiree Health Contribution, were transferred to the Fire Department budget line item Retiree Health Contribution. This caused an increase in the department cost per capita and percent of the general fund calculations.

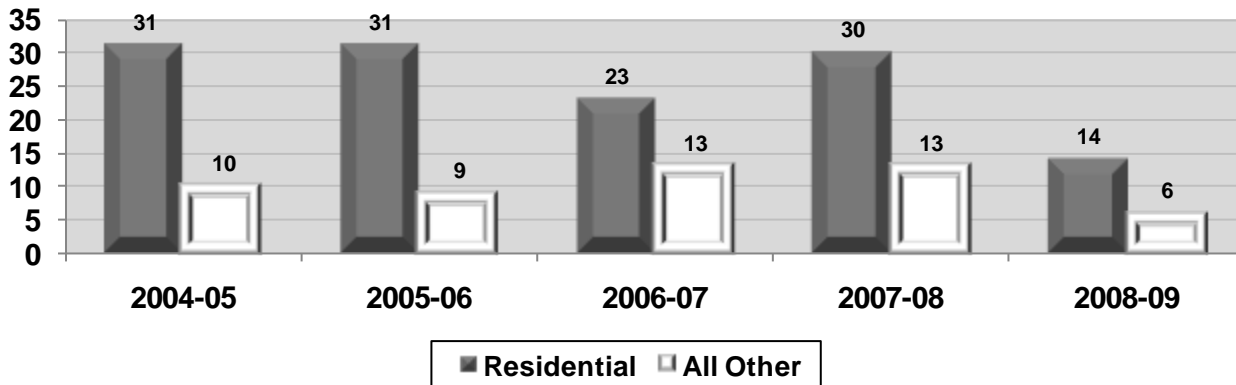
Key Departmental Trends

Incident Responses

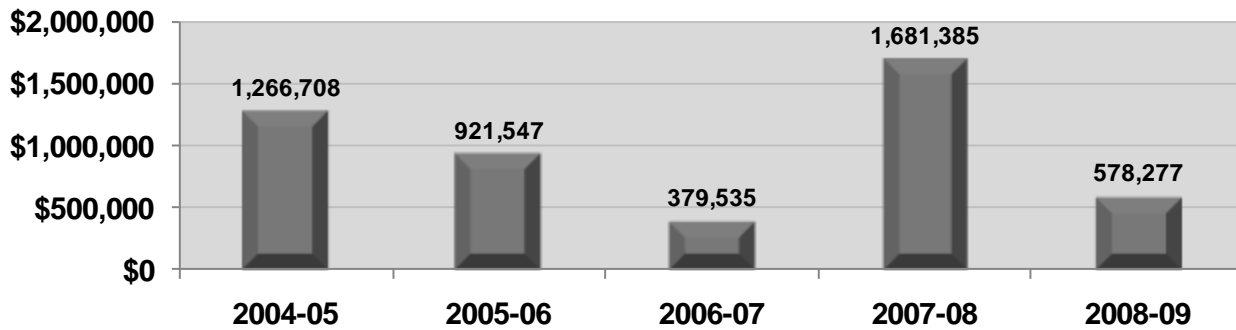


Incident response total includes response for emergency medical service. Emergency medical responses total 68% of all fire department responses.

Structure Fires



Fire Loss



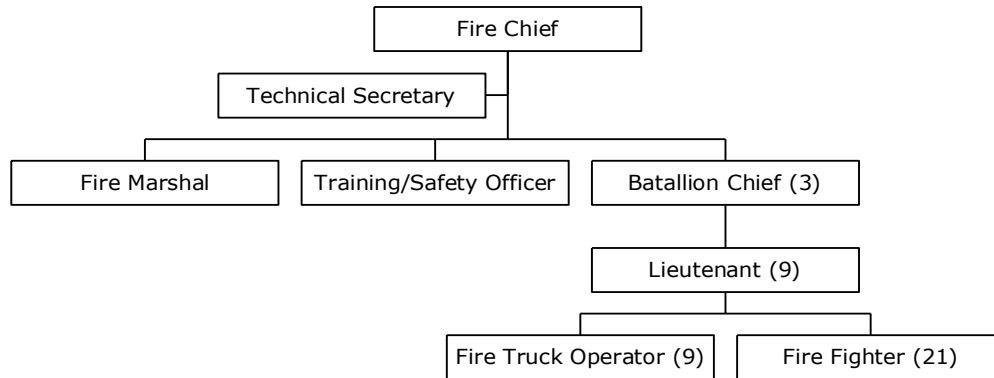
A decrease in fires resulted in a decrease in property damage.

Performance Objectives

Performance Indicators (OUTPUT)	2007-08 Actual	2008-09 Actual	% Change
Total Fire Department Response	4,494	4,514	0.4%
All Fires	104	68	-34.6%
Medical Response	3,080	3,080	0.0%
Other (Emergency) Responses	1,310	1,366	4.3%
Structure Fires	43	20	-53.5%
Property Endangered	\$36,058,575	\$2,869,676	-92.0%
Fire Loss	\$1,681,685	\$578,277	-65.6%
Number of Fire Related Civilian Injuries	2	0	-100.0%
Number of Fire Related Civilian Deaths	0	0	N/A
Number of Incident Related Firefighter Injuries	2	1	-50.0%
Total Firefighter Training Hours	9,608	9,212	-4.1%
Total Inspections Performed	739	750	1.5%
Violations Issued	414	437	5.6%
Violations Cleared	230	345	50.0%
Total Plans Reviewed	189	156	-17.5%
Total Permits Issued	14	26	85.7%
Community Events*		12	N/A
Public Education Programs	139	107	-23.0%
Public Education Hours	198	124	-37.4%
Total Public Education Attendance	6,972	2,495	-64.2%
Performance Indicators (EFFICIENCY)	2007-08 Actual	2008-09 Actual	% Change
Property Loss Per Capita	\$40.34	\$14.13	-65.0%
Department Cost Per Capita	\$129.51	\$161.87	25.0%
Department Cost as % of General Fund	14%	18%	28.6%

*Community Events – Community Events was added to performance indicators output. This category indicates the number of times that the fire department participated as a safety measure (e.g. fireworks, medical stand-by) for large crowd events. A drop in 2008-09 public education attendance is because of this new category.

Organizational Chart



Staff Summary	Approved 2008-09	Approved 2009-10	Adopted 2010-11
<u>Full-Time</u>			
Fire Chief	1	1	1
Fire Marshal	1	1	1
Training Safety Officer	1	1	1
Battalion Chief	3	3	3
Lieutenant	9	9	9
Fire Truck Operator	9	9	9
Firefighter	21	21	21
Technical Secretary	0	0	1
Office Assistant	1	1	0
Total Full-Time	46	46	46
<u>Regular Part-Time</u>			
None	0	0	0
Total Regular Part-Time	0	0	0
Department Total	46	46	46

The Fire Department reclassified the Office Assistant position to Technical Secretary in Fiscal Year 2009-10.