



<b>Fire Chief.....</b>	<b>Leonardo Garcia</b>
<b>Battalion Chief .....</b>	<b>Ron Shaffer</b>
<b>Battalion Chief .....</b>	<b>Kenneth Powell</b>
<b>Battalion Chief .....</b>	<b>Charles Powell</b>
<b>Fire Marshal .....</b>	<b>Chris Coughlin</b>
<b>Training Safety Officer .....</b>	<b>Greg Weisbarth</b>



## Service Statement

The Midland Fire Department is a career fire department consisting of dedicated professional firefighters to protect and preserve the lives and property of the citizens of Midland from fire and to assist them in emergency situations. The department accomplishes these tasks with a complement of 46 personnel in five divisions: Administration, Suppression, Training, Fire Prevention and Maintenance.

The Administration Division directs and administers all department operations and personnel including strategic planning, budgeting, financial management, records management, reports, communications, policy development, labor relations and technologies. This division consists of the Fire Chief supported by a Technical Secretary.

The Fire Fighting Division is responsible for the prevention and extinguishment of fires and to be ready to respond to any emergency whether natural or technological in nature. This is accomplished through three fire stations, strategically located throughout the city, operated by 42 full-time firefighters divided into three platoons, each with a complement of 14 personnel who work a 24-hour shift. The Fire Fighting Division responds to fires, rescue calls, medical calls, hazardous conditions, service calls, false alarms and other calls otherwise not classified. This division is responsible for conducting commercial business inspections, fire safety education, special event standby services, station tours, public assistance, small equipment maintenance and facilities maintenance.

The Training Division is responsible for the management, development and implementation of the department's training programs. In addition, this division administers the department's occupational safety and health programs to enhance operations and prevent accidents. The division consists of one member who is assigned as the Training/Safety Officer. The services also include budget preparation, personnel management, public relations, organizational goal setting, training objectives, ensuring compliance with State of Michigan certification requirements and laws regulating Firefighter occupational safety and health, accident investigation, fire ground safety and educational programs for other City departments and the general public.

The Fire Prevention Division, through the Fire Chief, is responsible for enforcement of the City's fire prevention ordinances and codes. The division consists of one Fire Marshal whose duties are fire code enforcement, fire investigation, fire inspections and fire safety education. Code enforcement is accomplished through site plan review, plan review and on-site inspections, which include inspection and testing of fire protection systems including fire suppression, fire detection, alarms and hazardous material storage. The division works closely with Building, Planning, Engineering and Water department personnel during the construction of new buildings.

The division is responsible for fire investigations to determine cause and origin, administration of the department's public fire safety education programs including the Annual Open House, Fire Company Inspection Program, special event permits and processing Freedom of Information Act (FOIA) requests.

The Maintenance Division is managed by three Battalion Chiefs whose responsibilities include budgeting, financial management and maintenance of three specific areas: Shift A Battalion Chief's duties are to maintain all department equipment; Shift B Battalion Chief's duties are to maintain all fire apparatus, vehicles, radio communications and emergency sirens; Shift C Battalion Chief's duties are to maintain all fire station facilities and stationary equipment.

## Functions

### **Administration**

- Directs all fire prevention, firefighting and emergency service activities
- Plans fire protection/emergency services
- Prepares and administers operating and capital budgets
- Records management administration
- Prepares reports
- Develops policies and procedures
- Labor relations
- Conducts hiring and promoting within the department
- Represents department to public groups and citizens
- Maintains contact with other organizations that provide emergency services
- Coordinates new technologies

### **Suppression Division**

- Provides fire extinguishment, medical first responder response, emergency response and hazardous material technician level response
- Conducts fire prevention inspections and fire safety education
- Responds to calls for service
- Maintains facilities, apparatus and equipment
- Performs and receives training

### **Prevention Division**

- Enforces fire prevention ordinances and codes
- Administers fire safety education programs
- Administers fire inspection programs
- Conducts fire investigations
- Conducts high-hazard class inspections
- Conducts plan review
- Processes special event permits
- Investigates complaints
- Processes Freedom of Information Act (FOIA) requests
- Oversees the annual Fire Prevention Week Open House

### **Maintenance Division**

- Prepares and administers annual maintenance budget
- Directs the maintenance of all fire apparatus and vehicles
- Maintains radio communication equipment
- Maintains 13 emergency warning sirens
- Maintains facilities and fire equipment

### **Training Safety Division**

- Administers all department training programs
- Administers department's occupational safety and health programs
- Coordinates joint training with other organizations that provide emergency services
- Represents the department on various committees with other agencies and City departments
- Maintains all training records and required certifications
- Prepares and administers annual training budget
- Investigates department accidents
- Responds to major emergency incidents to ensure safety
- Develops and prepares training objectives, course outlines, lesson plans, materials and tests

## Department at a Glance

Funding Level Summary	2008-09 Actual	2009-10 Actual	Adjusted 2010-11 Budget	Estimated 2010-11 Budget	Adopted 2011-12 Budget	% of Change
Administration	\$ 347,867	\$ 334,286	\$ 354,574	\$ 355,465	\$ 354,234	-0.3%
Fire Fighting	5,749,794	5,792,855	6,207,967	6,321,866	6,302,405	-0.3%
Prevention	139,765	135,995	148,812	148,624	143,905	-3.2%
Maintenance	50,776	51,625	62,114	62,029	53,020	-14.5%
Training	173,610	186,759	200,329	201,113	179,362	-10.8%
Emergency Services	6,690	15,275	16,137	14,529	15,656	7.8%
<b>Total Department</b>	<b>\$ 6,468,502</b>	<b>\$ 6,516,795</b>	<b>\$ 6,989,933</b>	<b>\$ 7,103,626</b>	<b>\$ 7,048,582</b>	<b>-0.8%</b>
Personal Services	\$ 5,587,249	\$ 5,638,754	\$ 6,080,545	\$ 6,201,030	\$ 6,157,510	-0.7%
Supplies	93,787	97,800	108,559	110,459	114,799	3.9%
Other Services/Charges	738,718	726,818	755,829	751,060	736,273	-2.0%
Capital Outlay	48,748	53,423	45,000	41,077	40,000	-2.6%
<b>Total Department</b>	<b>\$ 6,468,502</b>	<b>\$ 6,516,795</b>	<b>\$ 6,989,933</b>	<b>\$ 7,103,626</b>	<b>\$ 7,048,582</b>	<b>-0.8%</b>

### Personnel Summary

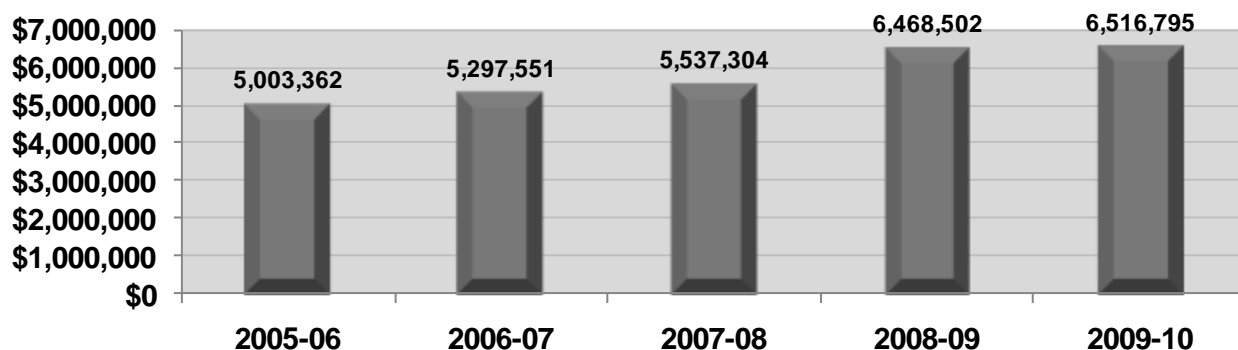
Full-Time	46	46	46	46	46
Regular Part-Time	-	-	-	-	-
<b>Total Department</b>	<b>46</b>	<b>46</b>	<b>46</b>	<b>46</b>	<b>46</b>

## Summary of Budget Changes

### Significant Notes – 2011-12 Budget Compared to 2010-11 Budget

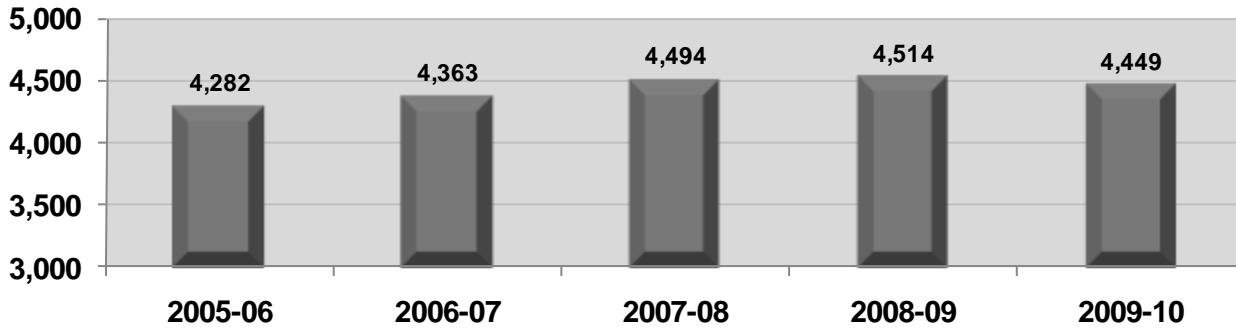
There was a 3% increase in the Fire Fighting personal services account that was required contractually. There was also an increase in Emergency Services for siren maintenance.

### 5-Year Operating Budget History



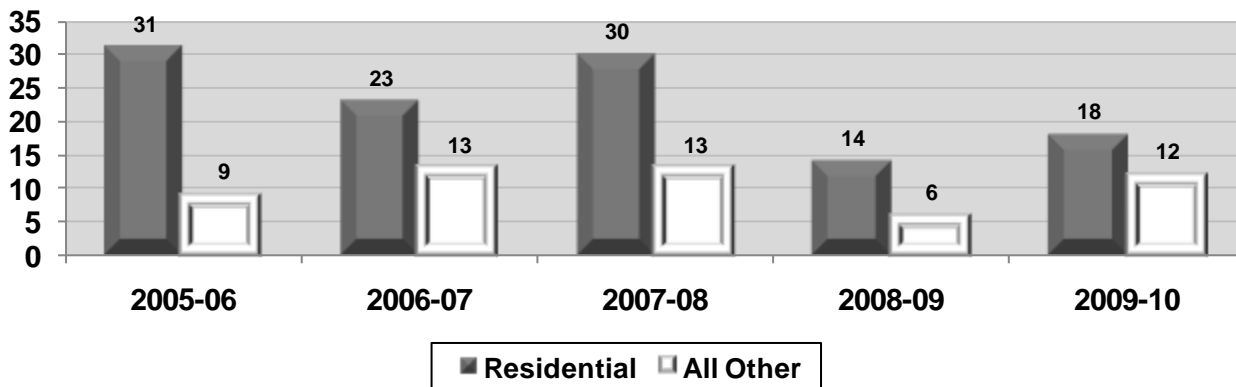
## Key Departmental Trends

### Incident Responses

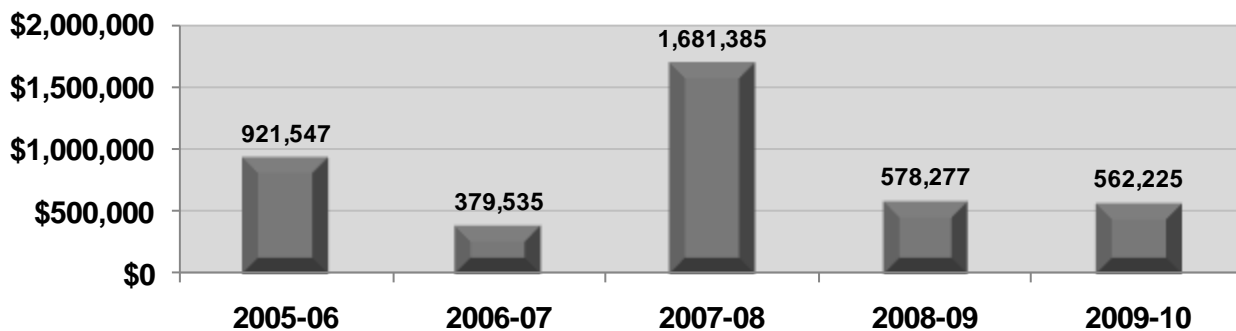


Incident response total includes response for emergency medical service. Emergency medical responses total 68% of all fire department responses.

### Structure Fires



### Fire Loss

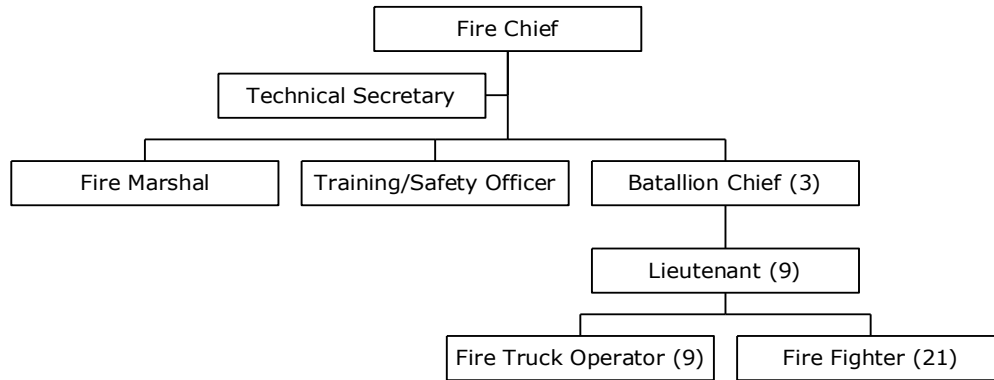


## Performance Objectives

<b>Performance Indicators (OUTPUT)</b>	<b>2008-09 Actual</b>	<b>2009-10 Actual</b>	<b>% Change</b>
Total Fire Department Response	4,514	4,449	-1.4%
All Fires	68	109	60.3%
Medical Response	3,080	3,018	-2.0%
Other (Emergency) Responses	1,366	1,324	-3.1%
Structure Fires	20	39	95.0%
Property Endangered	\$2,869,676	\$43,355,114	1410.8%
Fire Loss	\$578,277	\$562,225	-2.8%
Number of Fire Related Civilian Injuries	0	7	N/A
Number of Fire Related Civilian Deaths	0	2	N/A
Number of Incident Related Firefighter Injuries	1	0	-100.0%
Total Firefighter Training Hours	9,212	13,313	44.5%
Total Inspections Performed	750	564	-24.8%
Violations Issued	437	309	-29.3%
Violations Cleared	345	131	-62.0%
Total Plans Reviewed	156	173	10.9%
Total Permits Issued	26	20	-23.1%
Community Events	12	19	58.3%
Public Education Programs	107	160	49.5%
Public Education Hours	124	236	90.3%
Total Public Education Attendance	2,495	6,462	159.0%
<b>Performance Indicators (EFFICIENCY)</b>	<b>2008-09 Actual</b>	<b>2009-10 Actual</b>	<b>% Change</b>
Property Loss Per Capita	\$14.13	\$13.49	-4.5%
Department Cost Per Capita	\$161.87	\$159.76	-1.3%
Department Cost as % of General Fund	18%	18%	0.0%

The increase in Firefighter Training Hours is due to the amount of Technical Rescue Training (Confined Space Rescue, High Angle Rescue, Hazardous Materials and Region Response).

## Organizational Chart



<b>Staff Summary</b>	<b>Approved 2009-10</b>	<b>Approved 2010-11</b>	<b>Adopted 2011-12</b>
<u>Full-Time</u>			
Fire Chief	1	1	1
Fire Marshal	1	1	1
Training Safety Officer	1	1	1
Battalion Chief	3	3	3
Lieutenant	9	9	9
Fire Truck Operator	9	9	9
Firefighter	21	21	21
Technical Secretary	0	1	1
Office Assistant	1	0	0
<b>Total Full-Time</b>	<b>46</b>	<b>46</b>	<b>46</b>
<u>Regular Part-Time</u>			
None	0	0	0
<b>Total Regular Part-Time</b>	<b>0</b>	<b>0</b>	<b>0</b>
<b>Department Total</b>	<b>46</b>	<b>46</b>	<b>46</b>